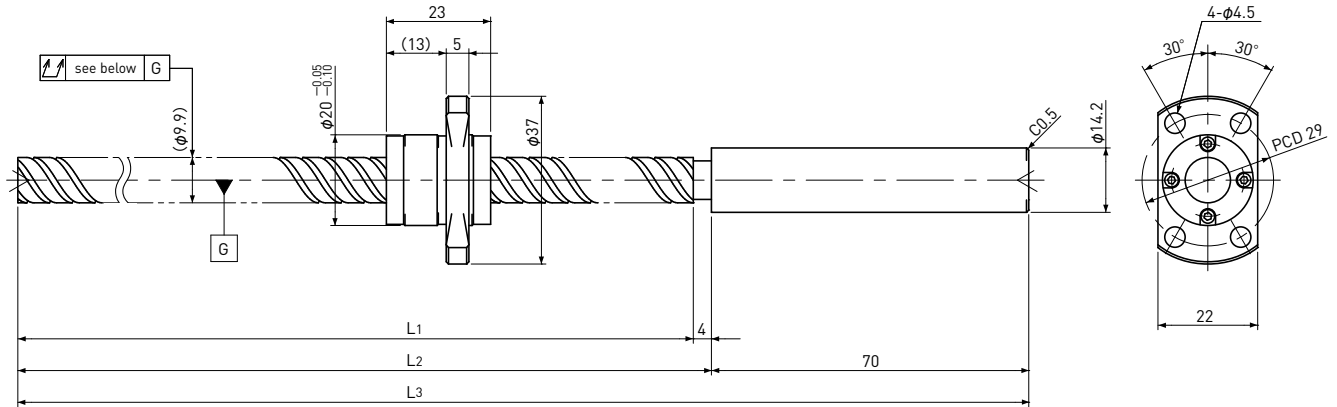


SRT1020

Shaft dia. $\phi 10$ Lead 20mm

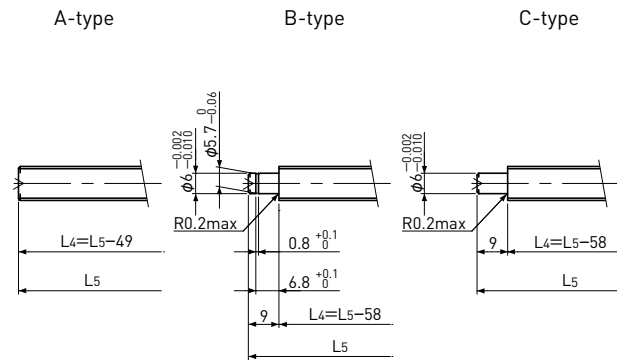
Ct7&Ct10



Unit : mm

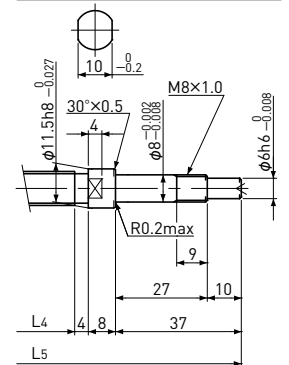
Ball Screw Specifications		
Ball size		$\phi 1.5875$
Number of thread		4
Thread direction		Right
Shaft root dia.		$\phi 8.7$
Number of circuit		0.7×4
Material	Shaft	SCM415H+SUS303
	Nut	SCM415H
Surface hardness		HRC58~ (Thread area)
Anti-rust treatment		Anti-rust oil

End-journal profile Supported-side



L4: Thread length after end-journal machining.
L5: Total length after end-journal machining.

Fixed-side



Support-unit Recommendation	Supported-side	Fixed-side
	MSU-8CS/8GS	MSU-8C/8G

D-type : Other than the above.

Unit : mm

Ball Screw Model	Travel	Grade	Shaft length			Lead accuracy		Total Run-out	Axial play	Preload Torque Nm	Basic Load Rating N	
			L1	L2	L3	Travel deviation e_p	Variation V_{300}				Dynamic C_a	Static C_{oa}
SRT1020-196R270C7	170	Ct7	196	200	270	± 0.03	—	0.080	~0.020	—	2100	4000
SRT1020-396R470C7	370	Ct7	396	400	470	± 0.06	0.05	0.120				
SRT1020-196R270C10	170	Ct10	196	200	270	± 0.13	—	0.160	~0.050			
SRT1020-396R470C10	370	Ct10	396	400	470	± 0.27	0.21	0.240				

Note) Please refer to page A287 for order code of end-journal machining.