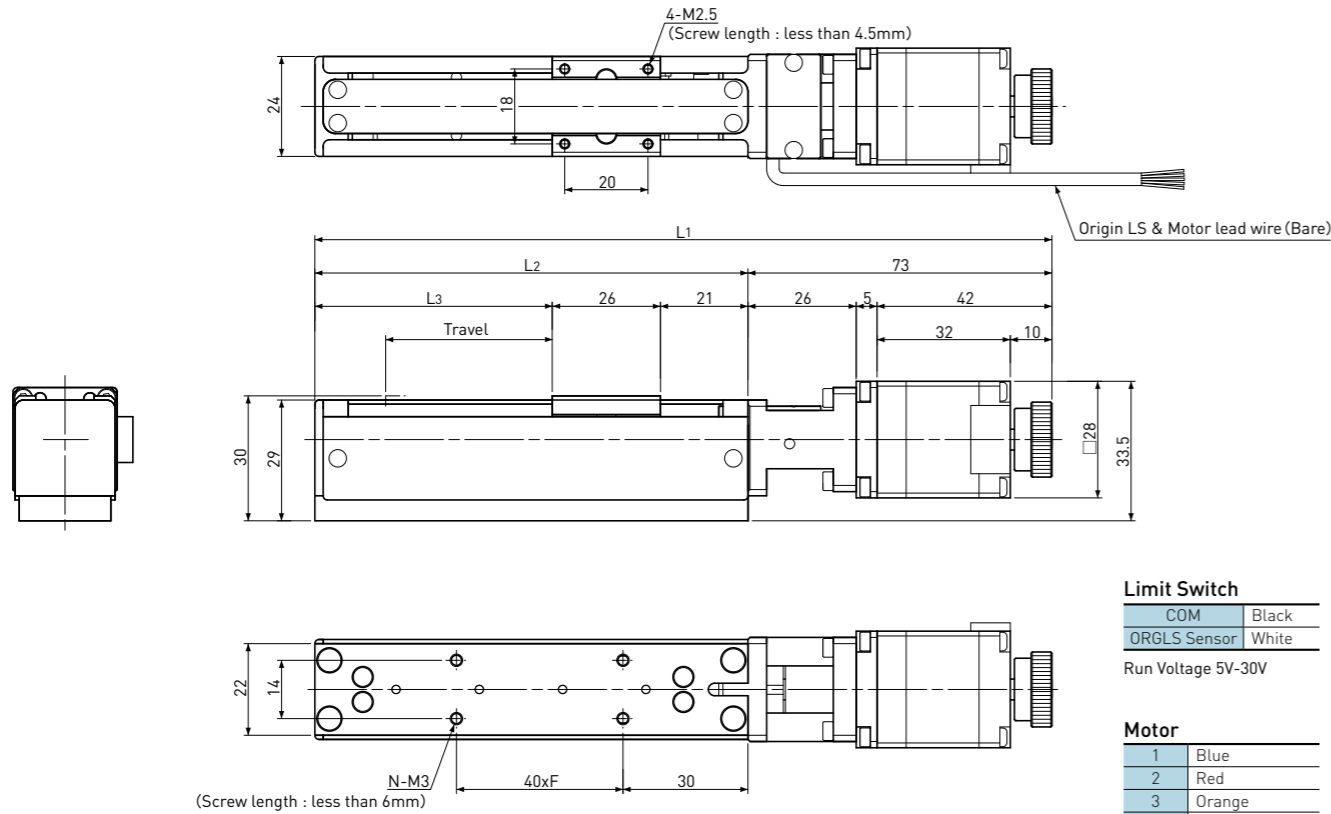


Flex Actuator

5-phase Stepping Motor (0.75A / phase & □28) with Rolled Ball Screw type Actuator



Limit Switch

COM	Black
ORGLS Sensor	White

Run Voltage 5V-30V

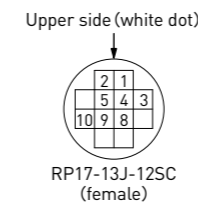
Motor

1	Blue
2	Red
3	Orange
4	Green
5	Black

Motor Model : PK523HPB(Double shaft)
Oriental Motor
Driver recommendation : KR-A5CC KR-A55MC

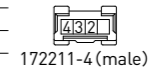
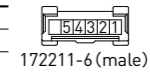
Connector choice

Please designate connector type below.
No connector if there is no designation.
1) None (Bare)
2) RP17-13J-12SC (HIROSE)
3) EI-Connector (TE connectivity)
172211-6 pins for Motor + 172211-4 pins for Sensor



HIROSE RP17 Connector

1	Stepping Motor (Blue)
2	Stepping Motor (Red)
3	Stepping Motor (Orange)
4	Stepping Motor (Green)
5	Stepping Motor (Black)
6	None
7	None
8	COM (Black)
9	Short circuit with No.8
10	ORGLS Sensor NC (White)
11	None
12	None



EI Connector

1	Stepping Motor (Blue)
2	Stepping Motor (Red)
3	Stepping Motor (Orange)
4	Stepping Motor (Green)
5	Stepping Motor (Black)
6	None
1	None
2	COM (Black)
3	Short circuit with No.2
4	ORGLS Sensor NC (White)

Note

- 1) There should be no condensation when using.
- 2) Permissible Moment is the number when no load in other direction.
- 3) Resolution represents the values for full step.
- 4) Model number is for no-connector and lead wire is set on right side on Motor

Model Number	Travel (mm)	Screw Lead (mm)	Resolution (μm)	Length (mm)					Max. Load Capacity (N)		Permissible speed (mm / sec)	Max. Acceleration (m / sec ²)	Mass (g)
				L1	L2	L3	F	N	Hor.	Vert.			
FAS-R010-020ENR	20	1	2	157	84	37	1	4	29.4	19.6	0 ~ 25	0.125	265
FAS-R010-040ENR	40	1	2	177	104	57	1	4	29.4	19.6	0 ~ 25	0.125	285
FAS-R020-040ENR		2	4						29.4	19.6	0 ~ 50	0.25	
FAS-R060-040ENR		6	12						19.6	4.9	0 ~ 150	0.75	
FAS-R100-040ENR		10	20						19.6	4.9	0 ~ 250	1.25	
FAS-R010-080ENR	80	1	2	217	144	97	2	6	29.4	19.6	0 ~ 25	0.125	330
FAS-R020-080ENR		2	4						29.4	19.6	0 ~ 50	0.25	
FAS-R060-080ENR		6	12						19.6	4.9	0 ~ 150	0.75	
FAS-R100-080ENR		10	20						19.6	4.9	0 ~ 250	1.25	
FAS-R060-120ENR	120	6	12	257	184	137	3	8	19.6	4.9	0 ~ 150	0.75	370
FAS-R100-120ENR		10	20						19.6	4.9	0 ~ 250	1.25	
FAS-R060-160ENR	160	6	12	297	224	177	4	10	19.6	4.9	0 ~ 150	0.75	415
FAS-R100-160ENR		10	20						19.6	4.9	0 ~ 250	1.25	
FAS-R060-200ENR	200	6	12	337	264	217	5	12	19.6	4.9	0 ~ 150	0.75	455
FAS-R100-200ENR		10	20						19.6	4.9	0 ~ 250	1.25	

Note) Refer to page Q129 or Q130 for connection diagrams of recommended Driver (KR-A5CC, KR-A55MC).
Please refer to Technical Description page S106 for the Datum clamp face of the Actuator.

Common Specifications	
Repeatability	Max. ±0.01mm
Lost Motion	Max. 0.01mm
Body Material	Aluminum
Sliding guide	Slide Guide rail
Sensor	Limit switch
Accuracy of Zero pt. return	Max. ±0.01mm
Permissible Moment	
Pitching Mp	0.10Nm
Yawing My	0.09Nm
Rolling Mr	0.23Nm
Lubrication	Grease MSG No.2 (KSS)
Operating Temp.	0 ~ 40°C